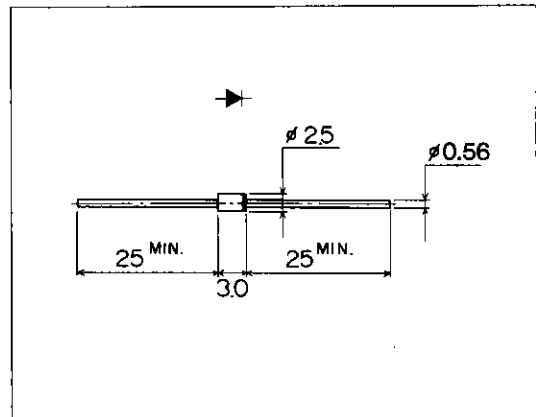


### ショットキーバリアダイオード

### SCHOTTKY BARRIER DIODE

### ■外形寸法：Outline Drawings



### ■特長：Features

- 低 $V_F$   
Low  $V_F$
- スイッチングスピードが非常に速い  
Super high speed switching.
- プレーナー技術による高信頼性  
High reliability by planer design.
- 超小形のため5mmピッチ自動挿入可能  
Ultra small package, possible for 5mm pitch automatic insertion.

### ■用途：Applications

- 高速電カスイッチング  
High speed power switching.

### ■定格と特性：Maximum Ratings and Characteristics

#### ●絶対最大定格：Absolute Maximum Ratings

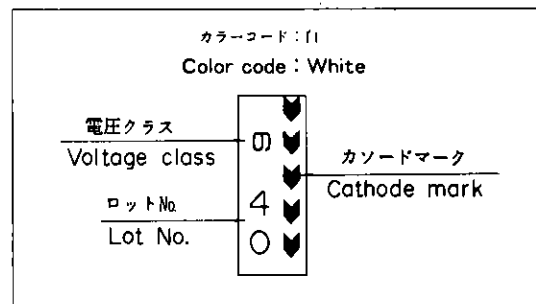
Items	Symbols	Conditions	Ratings	Units
ピーク繰り返し逆電圧 Repetitive Peak Reverse Voltage	$V_{RRM}$		60	V
平均順電流 Average Forward Current	$I_{F(AV)}$	抵抗負荷, $T_I = 111^\circ\text{C}$ Resistive load	1.0	A
サージ電流 Surge Current	$I_{FSM}$	正弦波 10ms 定格負荷状態より Sine wave	30	A
接合温度 Operating Junction Temperature	$T_J$		-40 ~ +125	$^\circ\text{C}$
保存温度 Storage Temperature	$T_{SIG}$		-40 ~ +125	$^\circ\text{C}$

#### ●電気的特性(特に指定がない限り周囲温度 $T_a = 25^\circ\text{C}$ とする)

Electrical Characteristics ( $T_a = 25^\circ\text{C}$  Unless otherwise specified)

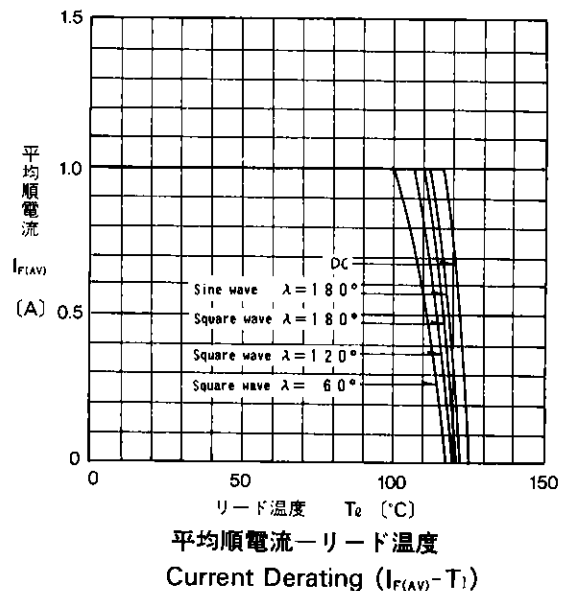
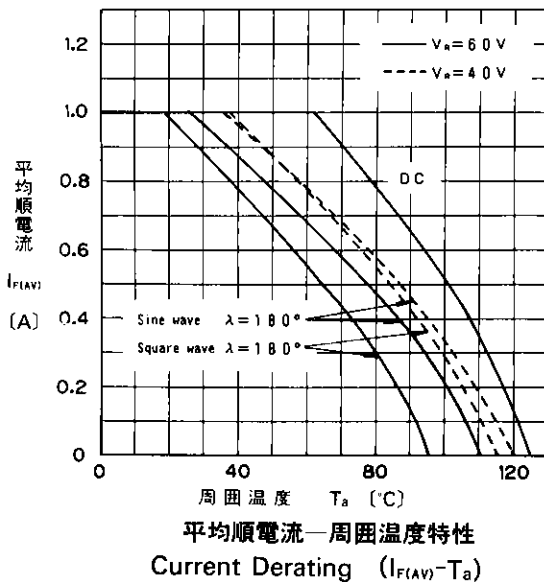
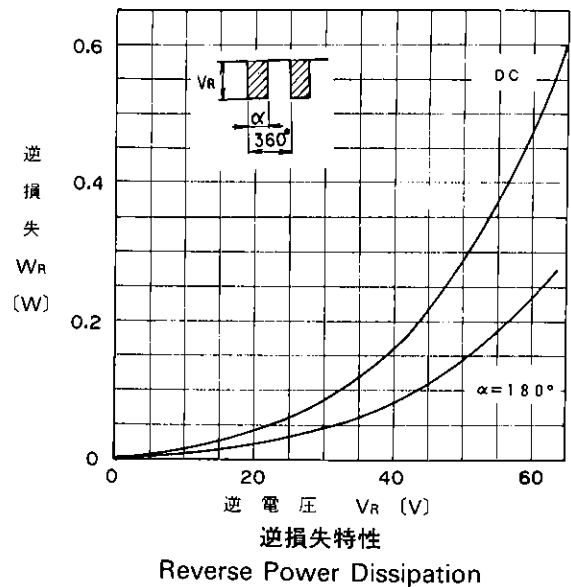
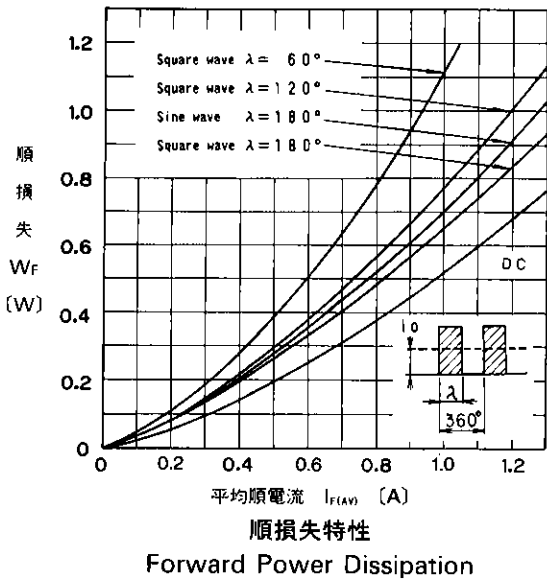
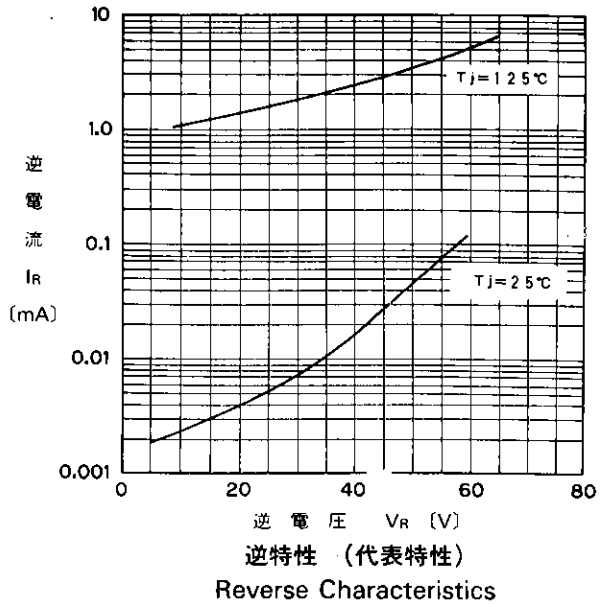
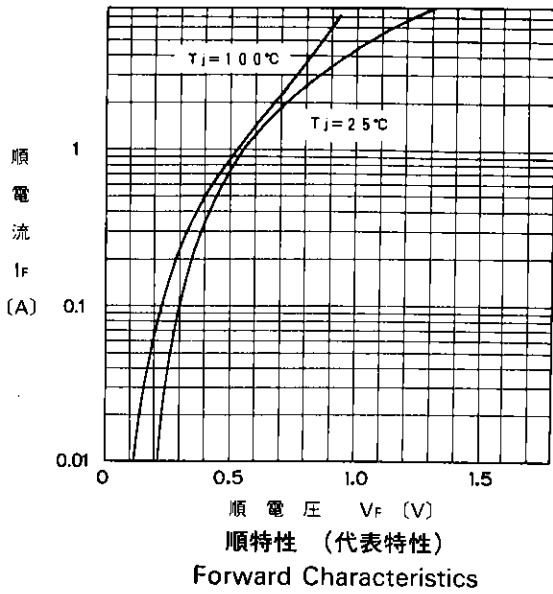
Items	Symbols	Conditions	Max.	Units
順電圧 Forward Voltage Drop	$V_{FM}$	$I_{FM} = 1\text{A}$	0.58	V
逆電流 Reverse Current	$I_{RRM}$	$V_R = V_{RRM}$	2.0	mA

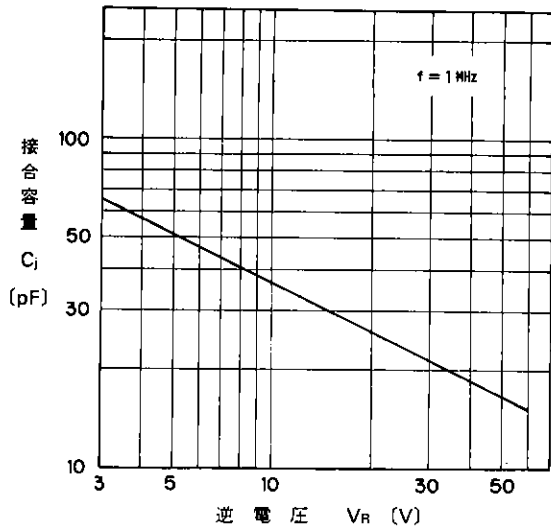
### ■表示：Marking



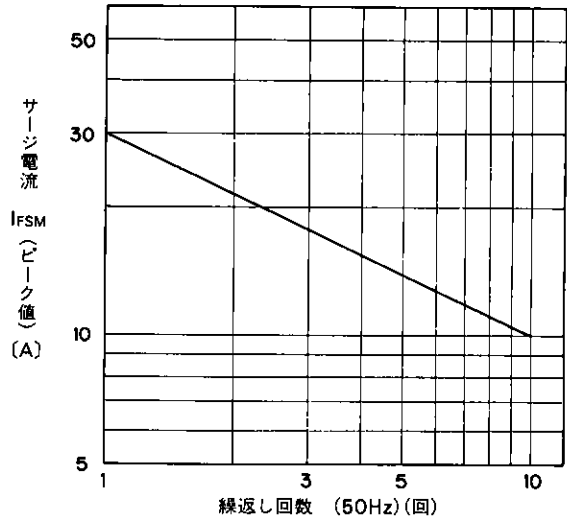
■特性曲線：Characteristics

A

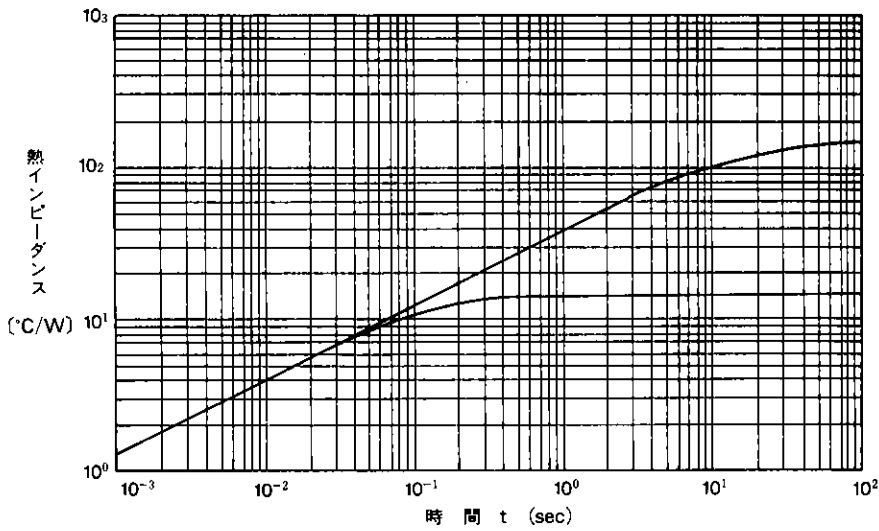




接合容量特性 (代表特性)  
Junction Capacitance



サージ電流耐量  
Surge Capability



過渡熱インピーダンス  
Transient Thermal Impedance

For more information, contact:

**Collmer Semiconductor, Inc.**

P.O. Box 702708

Dallas, TX 75370

972-733-1700

972-381-9991 Fax

<http://www.collmer.com>